


NAME _____ HOUR _____

L I T E R A T U R E C I R C L E S

1. On the day you receive your literature circle book, meet with your group and divide it into 5 sections. The group must agree that each member will have read the section by the meeting date. Next, complete the Prediction page, and discuss the Burning Question. Make sure the book is completely read by the 5th session!
2. At each meeting, discuss the reading and add entries to the packet. Be sure to review the directions on a page to ensure that you have a complete entry. *Don't just copy! TALK!!*
3. By the last day of literature circles, the Burning Question sheet must have 3 complete entries. All other pages must have 4 complete entries with the exception of the Cool Words page which must be complete, front and back. Which sheets the group decides to work on for each meeting will depend on the content of the reading.
4. ALL QUOTATIONS FROM THE BOOK NEED TO HAVE A PAGE NUMBER, IN PARENTHESES, AT THE END OF THE QUOTE.
4. EXTRA! EXTRA! EXTRA! NOTE: ALL HANDWRITING MUST BE EASILY READ BY OTHER GROUP MEMBERS AND THE TEACHER. SLOW DOWN! THIS IS NOT A COMPETITION OR RACE.
5. Please note, if you are absent on a meeting day, you will need to talk with a group member and record the notes that you missed. *Come in at lunch!*
6. REMEMBER, THIS IS A BIG PART OF YOUR INDEPENDENT READING GRADE AND THE FINAL PAPER IS A BIG PART OF YOUR WRITING GRADE.

MEETING DAY	PAGE ASSIGNMENT
	FROM PAGE _____ TO PAGE _____
	FROM PAGE _____ TO PAGE _____
	FROM PAGE _____ TO PAGE _____
	FROM PAGE _____ TO PAGE _____
	FROM PAGE _____ TO PAGE _____



WELCOME TO LITERATURE CIRCLES!

Today during the preliminary meeting, please make sure you:

- _____ Divide up the pages. Make sure your group ends at the same page on the same day!
- _____ Make your Post-It Notes (one for each heading in the packet, PLUS one extra with **YOUR NAME ON IT!** Place it inside the book, on the fly page).
- _____ Answer the questions found below. Consult with your group, but know that some of your answers might be different than theirs and that is okay.
- _____ Write down the **BURNING QUESTION** on the **BURNING QUESTION PAGE!**

*** If you get done with your tasks for today, please begin your reading! ***


What genre is your novel? _____

How do you know? Explain in complete sentences:


What drew you to this book? Why did you choose it? Your answer might vary from the rest of your group.

Does this novel remind you of any other books you might have read? What about movies? Poems? Songs? Life experiences? I know you haven't read yet, but can you connect the novel in any way to your own life?

Take a look at your Burning Question, which is a central theme of your novel. Do you agree? Disagree? Please give me your feelings/thoughts/ideas regarding what your Burning Question means and how it relates to life. I'd love to hear your opinion! Discuss with your group!



THE BURNING QUESTION



13 entries
1 quote & page #
* explanation!

The Burning Question is the central theme, or message, of your novel. As you know, literature often has more than one theme. The events in the plot and the character's reaction/actions to those events will often point you in the direction of the author's message.


As you think about the central theme, or Burning Question in your novel, ask yourself:


"How does the novel illustrate or prove the burning question, either directly or indirectly?"

This could be in the form of quotes from the text, dialogue spoken by characters, events or important moments in the plot, some sort of symbol or metaphor, specific characters, or the actions of specific characters.

RECORD AT LEAST 3 INCIDENCES where the novel illustrates the BURNING QUESTION. Provide a direct quote from the text, a page number, and an explanation how how it proves or illuminates the theme.

★ _____ because _____, _____, and _____.
claim





THEME

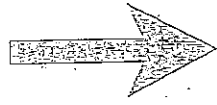
- * explanation
- * # entries
- * quote
- * pg. number

Theme is the hidden message about living in the world and what it is like to be a human being. There can be several themes in a novel. A Captain Obvious theme for many stories is, "Never give up."


While reading and during your discussions move beyond this theme. For this page discuss the theme of that section in the novel. Find a quote from the novel that supports your selected theme.

Share your ideas for themes for the reading section. Record the theme, how the story illustrates the theme AND supply a direct quote that support your statement.

CAUSE



EFFECT




A *cause* is something that makes something else happen. Out of two events, it is the event that happens first. To determine the cause, ask the question "Why Did it Happen?"

An *effect* is what happens as a result of the cause. Of two related events, it's the one that happens second or last. To determine the effect, ask the question "What Happened?"

Record 4 cause/effect events from the novel. *please list page numbers!*

CAUSE	EFFECT

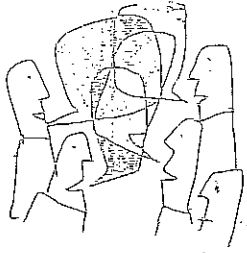
CHARACTERIZATION



As you are reading, notice how the author develops the main character(s). Authors often do this by: describing appearance, character's actions, character's dialogue, how other characters react to the main character, character's thoughts and feelings, and the character's environment:

complete sentences ↓

Method: Direct? STEAL?	Quote and page number	What does this method show us about the character's personality.




Tone/Mood

Tone/mood is the "feeling" of a novel and the emotions of the characters and the reader. Identify the tone/mood of a reading section. Explain the tone/mood AND describe which events led to creating the tone/mood. Provide evidence in the form of quotes from the text to support the explanation. * Quotes ↑ page numbers ↓!

complete sentences ↓

Tone/ Mood	Describe the event(s) that led to the tone/mood	Supply a quote from the text as evidence / page number



Personal Connections

While reading literature, it is important to connect what is happening in the story with your life AND OTHER WORKS YOU HAVE SEEN OR READ. How does an event in the novel make you feel? Do events in the novel remind you of events in your life? Does a character remind you of anyone that you know? Have you had feelings similar to a character's but due to dissimilar events? Does the setting remind you of someplace you have been? DOES ANYTHING IN THIS READING SECTION REMIND YOU OF ANY OTHER BOOKS, MOVIES, OR POEMS? ANY OTHER SITUATIONS?

Record you group's responses below. *use complete sentences!*

Name _____

Connection 1

Connection 2

Name _____

Connection 1:

Connection 2:

Name _____

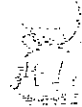
Connection 1:

Connection 2:

Name _____

Connection 1:

Examples of Good Writing



While reading, sticky note any examples of good writing. Some examples of good writing include: snapshots, figurative language, Smiley-Face Tricks, and Brush Strokes. Your examples of good writing must be at least two sentences long. If the actual writing technique isn't two sentences, then include sentences around the writing technique. Discuss everyone's examples of good writing and select the best ones.

quotes and page numbers
Analysis
no cursive

Name of Contributor _____
Name of Contributor _____
Name of Contributor _____
Name of Contributor _____

THE WORD Book Title Page # Part of Speech	REMEMBER IT (with another word that rhymes, sounds like, or has a similar root)	EXPLAIN IT (with a brief explanation/or synonyms)	USE IT (in a sentence that shows you know what it means)	PICTURE IT (sketch - show its meaning)

BONUS WORD!